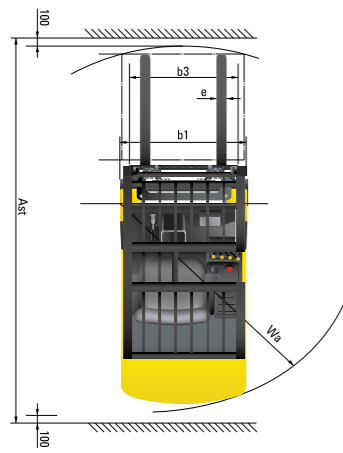
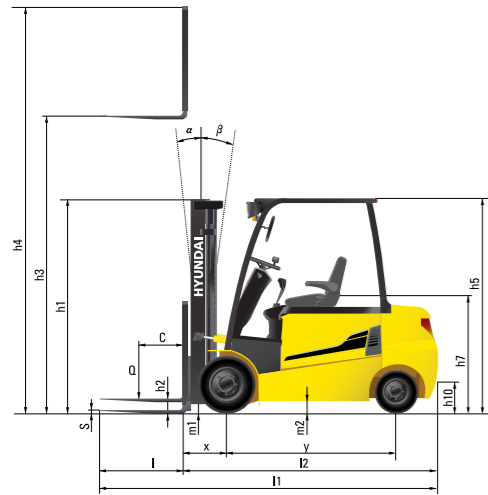


Dimension



Specification

Identification

		HYUNDAI			
1. 1	Manufacturer				
1. 2	Manufacturer's type designation	22BH-9	25BH-9	30BH-9	35BH-9
1. 3	Drive : electric(battery or mains), diesel, petrol, fuel gas, manual	electric	electric	electric	electric
1. 4	Type of operation : hand, pedestrian, standing, seated, order - picker	seated	seated	seated	seated
1. 5	Load capacity / rated load Q kg	2,200	2,500	3,000	3,500
1. 6	Load center distance c mm	500	500	500	500
1. 8	Load distance, center of drive axle to fork x mm	458	458	458	470
1. 9	Wheelbase y mm	1,575	1,575	1,719	1,719

Weights

2. 1	Service weight kg	4,555	4,710	5,130	5,605
2. 2	Axle loading, loaded front / rear kg	5,880 / 875	6,340 / 870	7,237 / 893	8,054 / 1,051
2. 3	Axle loading, unloaded front / rear kg	2,345 / 2,210	2,320 / 2,390	2,565 / 2,565	2,579 / 3,026

Wheels, Chassis

3. 1	Tires: solid rubber(V), superelastic(SE), pneumatic(P), polyurethane(PE)	SE, P	SE, P	SE, P	SE, P
3. 2	Tires size, front(Φ x width)	23X9-10	23X9-10	23X9-10	23X10-12
3. 3	Tires size, rear(Φ x width)	18X7-8	18X7-8	18X7-8	18X7-8
3. 5	Wheels, number front rear(x = driven wheels)	2x2	2x2	2x2	2x2
3. 6	Track width, front mm	993	993	993	1005
3. 7	Track width, rear mm	980	980	980	980

Basic Dimensions

4. 1	Mast / fork carriage tilt forward / backward degrees	6/8	6/8	6/8	6/8
4. 2	Lowered mast height h1 mm	2,162	2,162	2,162	2,243
4. 3	Free lift height h2 mm	115	115	115	115
4. 4	Lift height h3 mm	3,305	3,305	3,305	3,305
4. 5	Extended mast height h4 mm	4,485	4,485	4,485	4,485
4. 7	Overhead guard (cab) height h5 mm	2,210	2,210	2,210	2,210
4. 8	Seat height / Standing height h7 mm	1,118	1,118	1,118	1,118
4. 12	Coupling height h10 mm	396	396	396	396
4. 19	Overall length l1 mm	3,385	3,415	3,545	3,650
4. 20	Length to face of forks l2 mm	2,335	2,365	2,495	2,600
4. 21	Overall width b1 mm	1,195	1,195	1,195	1,245
4. 22	Fork dimensions l / e / s mm	1050x100x45	1050x100x45	1050x122x45	1050x122x45
4. 23	Fork carriage ISO 2328, class / type A, B	II/A	II/A	III/A	III/A
4. 24	Fork - carriage width b3 mm	1,102	1,102	1,102	1,102
4. 31	Ground clearance, loaded, under mast m1 mm	117	117	117	128
4. 32	Ground clearance, centre of wheelbase m2 mm	116	116	116	116
4. 33	Aisle width for pallets 1,000 x 1,200 crossways Ast mm	3,516	3,516	3,664	3,676
4. 34	Aisle width for pallets 800 x 1,200 lengthways Ast mm	3,694	3,694	3,851	3,863
4. 35	Turning radius Wa mm	1,895	1,925	2,055	2,145
4. 36	Smallest pivot point distance mm	-	-	-	-

Performance Data

5. 1	Travel speed, loaded/ unloaded(80V) km/h	18 / 19	18 / 19	18 / 19	18 / 19
5. 2	Lift speed, loaded/ unloaded(80V) mm/s	420 / 600	410 / 600	340 / 500	300 / 500
5. 3	Lowering speed, loaded/unloaded mm/s	500 / 450	500 / 450	500 / 450	500 / 450
5. 6	Max. drawbar pull, loaded/ unloaded S2 5min N	18,810 / 17,777	18,022 / 17,767	17,865 / 17,747	16,846 / 16,914
5. 8	Max. gradient performance, loaded/ unloaded S2 5min %	28 / 26	26 / 24	22 / 24	19 / 22
5. 10	Service brake	Hydraulic	Hydraulic	Hydraulic	Hydraulic

E - Motor

6. 1	Drive motor rating S2 60 min (80V) kW	8.0x2	8.0x2	8.0x2	8.0x2
6. 2	Lift motor rating at S3 20%(S2 10min) kW	19.7	19.7	19.7	19.7
6. 4	Battery voltage, nominal capacity K5 Ah	80 / 500	80 / 500	80 / 600	80 / 600
6. 5	Battery weight(min) kg	1,470	1,470	1,780	1,780
	Battery compartment dimensions L / W / H mm	714 / 1030 / 794		858 / 1030 / 794	

Other Details

8. 1	Type of drive control	AC	AC	AC	AC
------	-----------------------	----	----	----	----

22/25/30/35BH-9

Electric Counterbalance Trucks

MOVING YOU FURTHER

HYUNDAI CONSTRUCTION EQUIPMENT



Your satisfaction is our priority!

Hyundai introduces a new line of **9-series** battery forklift trucks. The newly designed 4 wheel counterbalance trucks provide every operator comfortable driving, increased productivity and easy maintenance.

Compact forklift with proven AC technology

- Maximum performance
- Comfortable operating room
- Battery side loading system
- Curve control system
- Fingertip controlled mini levers available (optional)
- Weight Indicator(optional)



■ Some of the photos may include optional equipment.

High Efficiency & Optimal Performance



Efficient, smooth running and powerful performance make your work more productive.

22/25/30/35BH-9



More efficient operating control levers (Optional)

Electronic directional control and secondary horn are mounted to the hydraulic lift lever for quick and precise maneuvering.



Finger tip control levers (Optional)

The finger tip control lever allows more precise control and fatigue-free working. The ergonomically designed armrest can be adjusted up, down, forward and backward for various operator's body type.



■ Some of the photos may include optional equipment.



Advanced drive and lift performance with proven durability and low maintenance

The enclosed drive and pump motor with AC technology combine power, high maintenance intervals and excellent durability. The brushless AC motors offer improved efficiency and reduction maintenance cost.



■ Some of the photos may include optional equipment.

Curve control

Curve Control limits travel speed based on turning radius, reducing speed for a smooth, precise turning operation for the driver.



Limit the speed



Dual drive system

Using a dual drive system will minimise aisle width and energy consumption. Plus, the drive units and AC motors integrated in the front axle provide the operator with extremely improved gradient capacity.



Auto fork leveling system (Optional)


In order to improve productivity the auto fork leveling system will automatically stop the tilt movement when the mast is in a straight position.

Max. Gradeability (loaded)		Max. Travel Speed (Unloaded)	
Model	%	Model	Km / h
22BH-9	28	22BH-9	19
25BH-9	26	25BH-9	19
30BH-9	22	30BH-9	19
35BH-9	19	35BH-9	19

Anti roll back system, travel speed and gradeability

Anti Roll-back system offers protection against the machine rolling back on a ramp in combination with exceptional ramp start capabilities.

Advanced Safety



The safely designed driver's space makes your operating more comfortable.

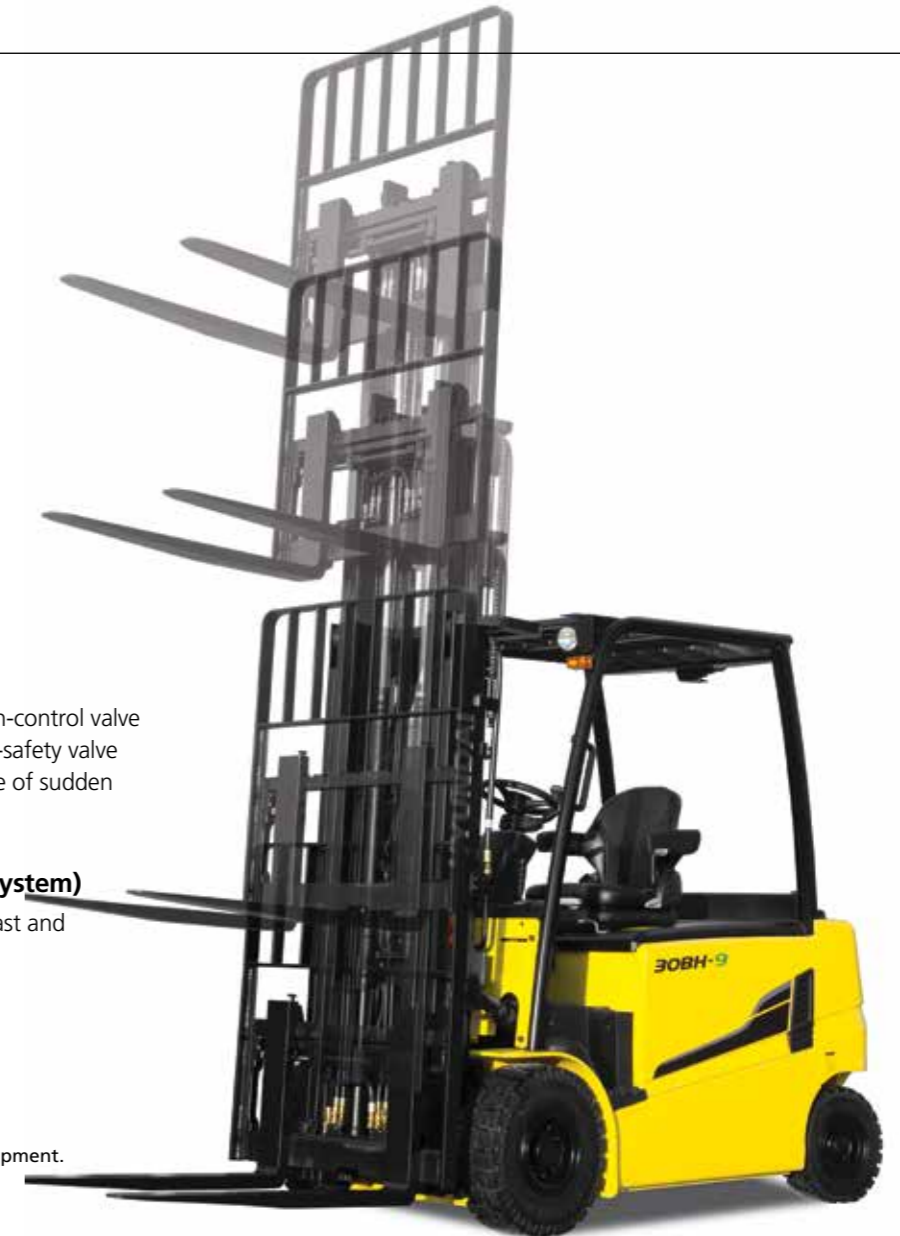
22/25/30/35BH-9



■ Some of the photos may include optional equipment.

Excellent visibility for safe operation

Optimized lift cylinder arrangement provides operator with wider visibility.



Fork safety features

When the forks are being lowered, a down-control valve maintains the controlled speed. The down-safety valve prevents forks from dropping down in case of sudden damage of hydraulic line.

OPSS(Operator Presence Sensing System)

When the operator is not in the seat all mast and drive movements are impossible.

Lift Lock **Tilt Lock** **Drive Lock**

■ Some of the photos may include optional equipment.



Panoramic mirror

The panoramic mirror expands the driver's view when backing up.

Strong overhead guard

Exceeding ISO 6055 and ANSI regulations, the overhead guard offers great protection combined with excellent all around visibility.



Safety lamps & rear reflectors

LED combination lights and halogen headlights offer the driver visibility in all circumstances. Rear reflectors mounted on the counterweight enhance safety for the driver and the application.

Optimised Ergonomics & Fast and Easy Maintenance



An ideal arrangement of components ensures easy access and convenience for maintenance.

22/25/30/35BH-9



Spacious operator cabin

The newly designed cabin was conceived for more space, a wider field of view and operator comfort.

■ Some of the photos may include optional equipment.



Optimized pedal position and floor mat

The position of accelerator and throttle have been optimized through human engineering.



Large entrance step

Wide and non-slip step offers convenience and safety when entering and exiting truck.



Adjustable steering wheel

To achieve a comfortable drive position, the angle of the steering column can easily be adjusted through a lever on the right-hand side of the steering column.



Grammer seat

An easily adjustable suspension seat, based on a human engineering design, provides greater comfort reducing operator fatigue.



Advanced LCD Monitor

The LCD color monitor with 3.5 inch graphic smart display allows the operator to easily and efficiently control the machine. The monitor provides information about speed level, steer angle & travel direction, battery discharge indicator, hour meter & working mode. The optional load indicator displays the load weight in the monitor. The operator can select various performance modes to meet all working conditions. It is available multi-languages (maximum 11) for operator.

H (High) mode **N** (Normal) mode **E** (Economic) mode **Turtle mode**

■ Some of the photos may include optional equipment.



Easy battery replacement

The battery compartment is equipped with a side battery removal assembly for easy removal and replacement.



Brake oil reservoir with level sensor

The enhanced brake oil reservoir, located in the upper left dash, is equipped with an electronic level sensor and easily visible through the monitor.

New 9 Series

22/25/30/35BH-9

Mast Specification (22/25/30BH-9)

Mast Type	Maximum Fork Height (mm)	Overall Height (Lowered) (mm)	Free Lift Height (mm)			Tilt Angle (deg) Fwd / Bwd	Load Capacity without side shift at (500mm LC)(kg)			Load Capacity with side shift at (500mm LC)(kg)			Truck Weight (Unloaded) (kg)			
			With Load Backrest	Without Load Backrest	Backrest		22/25/30BH-9	25BH-9	30BH-9	22/25/30BH-9	25BH-9	30BH-9	22/25/30BH-9	25BH-9	30BH-9	
			22/25/30BH-9	22/25/30BH-9	22/25/30BH-9		22/25/30BH-9	25BH-9	30BH-9	22/25/30BH-9	25BH-9	30BH-9	22/25/30BH-9	25BH-9	30BH-9	
2-Stage Limited free lift	V300	3005	2012	115	115	115	6 / 10	2200	2500	3000	2200	2500	3000	4536	4691	5109
	* V330	3305	2162	115	115	115	6 / 10	2200	2500	3000	2200	2500	3000	4555	4710	5130
	V350	3505	2262	115	115	115	6 / 10	2200	2500	3000	2200	2500	3000	4572	4727	5148
	V370	3705	2412	115	115	115	6 / 10	2200	2500	3000	2200	2475	3000	4594	4749	5172
	V400	4005	2562	115	115	115	6 / 10	2200	2500	3000	2200	2425	3000	4616	4771	5196
	V430	4305	2712	115	115	115	6 / 6	2200	2450	3000	2200	2375	3000	4665	4820	5246
	V450	4505	2862	115	115	115	6 / 6	2200	2400	3000	2175	2325	2950	4695	4849	5277
2-Stage full free lift	V470	4705	2962	115	115	115	6 / 6	2200	2360	3000	2125	2285	2875	4709	4864	5293
	V500	5005	3112	115	115	115	6 / 6	2150	2350	2900	2075	2275	2775	4731	4886	5317
	VF295	2976	2012	832	1379	1317	6 / 6	2200	2500	3000	2200	2500	3000	4596	4751	5144
	VF325	3276	2162	982	1529	1467	6 / 6	2200	2500	3000	2200	2500	2950	4629	4784	5176
	VF345	3476	2262	1082	1629	1567	6 / 6	2200	2500	3000	2175	2475	2875	4665	4817	5209
	TF370/TS370	3705	1812	632	1122	1117	6 / 6	2200	2500	3000	2200	2475	3000	4682	4837	5273
	TF400/TS400	4005	1912	732	1222	1217	6 / 6	2200	2500	3000	2200	2425	3000	4702	4857	5294
3-Stage full free lift	TF430/TS430	4305	2012	832	1322	1317	6 / 6	2200	2450	3000	2200	2375	2950	4723	4878	5338
	TF450/TS450	4505	2112	932	1422	1417	6 / 6	2200	2400	3000	2175	2325	2875	4744	4899	5343
	TF470/TS470	4705	2162	982	1472	1467	6 / 6	2200	2350	2950	2125	2275	2825	4755	4910	5355
	TF500/TS500	5005	2262	1082	1572	1567	6 / 6	2150	2300	2900	2075	2225	2775	4780	4935	5380
	TF550/TS550	5505	2462	1282	1772	1767	6 / 6	2100	2200	2800	2025	2125	2675	4819	4974	5423
	TF600/TS600	6005	2662	1482	1972	1967	6 / 6	2000	2150	2700	1925	2075	2575	4856	5011	5465
	TF650/TS650	6505	2862	1682	2172	2167	3 / 3	1650	1800	2250	1575	1725	2125	4907	5062	5516
4-Stage full free lift	TF700/TS700	7005	3062	1882	2372	2367	3 / 3	1200	1400	1850	1125	1325	1725	4946	5101	5555
	QF610	6115	2147	967	1514	1452	3 / 3	1550	1650	1800	1475	1575	1675	5121	5276	5663
	QF660	6615	2347	1167	1714	1652	3 / 3	1450	1550	1700	1375	1475	1575	5181	5336	5723
	QF700	7015	2447	1267	1814	1752	3 / 3	1250	1300	1400	1175	1225	1275	5212	5366	5753
	QF745	7465	2597	1417	1964	1902	3 / 3	1150	1200	1250	1075	1125	1125	5257	5412	5799
QF790	7915	2747	1567	2114	2052	3 / 3	700	750	750	625	675	625	5358	5513	5900	

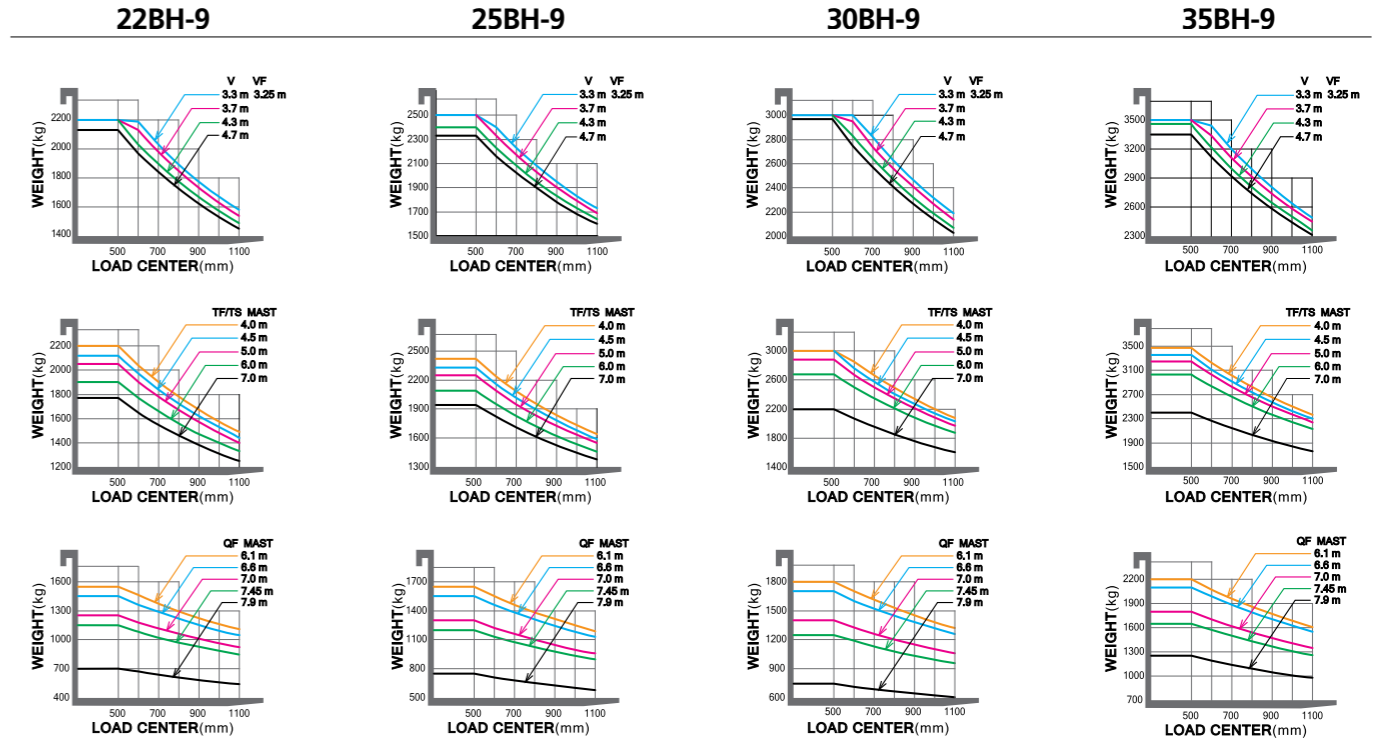
Mast Specification (35BH-9)

Mast Type	Maximum Fork Height (mm)	Overall Height (Lowered) (mm)	Free Lift Height (mm)		Tilt Angle (deg) Fwd / Bwd	Load Capacity without side shift at (500mm LC)(kg)	Load Capacity with side shift at (500mm LC)(kg)	Truck Weight (Unloaded) (kg)	
			With Load Backrest	Without Load Backrest					
			35BH-9	35BH-9					
2-Stage Limited free lift	V300	3005	2093	115	115	6 / 10	3500	3500	5582
	* V330	3305	2243	115	115	6 / 10	3500	3500	5605
	V350	3505	2343	115	115	6 / 10	3500	3500	5624
	V370	3705	2493	115	115	6 / 10	3500	3500	5648
	V400	4005	2643	115	115	6 / 10	3500	3430	5671
	V430	4305	2793	115	115	6 / 6	3500	3350	5722
	V450	4505	2943	115	115	6 / 6	3450	3300	5754
2-Stage full free lift	V470	4705	3043	115	115	6 / 6	3400	3250	5770
	V500	5005	3193	115	115	6 / 6	3300	3150	5793
	VF295	2976	2093	913	1377	6 / 6	3500	3500	5618
	VF325	3276	2243	1063	1527	6 / 6	3500	3430	5651
	VF345	3476	2343	1163	1627	6 / 6	3500	3350	5684
	TF370/TS370	3705	1893	713	1177	6 / 6	3500	3430	5780
	TF400/TS400	4005	1993	813	1277	6 / 6	3500	3350	5804
3-Stage full free lift	TF430/TS430	4305	2093	913	1377	6 / 6	3450	3300	5832
	TF450/TS450	4505	2193	1013	1477	6 / 6	3400	3250	5856
	TF470/TS470	4705	2243	1063	1527	6 / 6	3350	3200	5873
	TF500/TS500	5005	2343	1163	1627	6 / 6	3300	3150	5895
	TF550/TS550	5505	2543	1363	1827	6 / 6	3150	3000	5940
	TF600/TS600	6005	2743	1563	2027	6 / 6	3100	2950	5983
	TF650/TS650	6505	2943	1763	2227	3 / 3	2600	2450	6034
4-Stage full free lift	TF700/TS700	7005	3143	1963	2427	3 / 3	2200	2050	6073
	QF610	6115	2158	1017	1459	3 / 3	2500	2350	6607
	QF660	6615	2358	1217	1659	3 / 3	2400	2250	6667
	QF700	7015	2458	1317	1759	3 / 3	2100	1950	6697
	QF745	7465	2608	1467	1909	3 / 3	1950	1800	6743
QF790	7915	2758	1617	2059	3 / 3	1450	1300	6843	

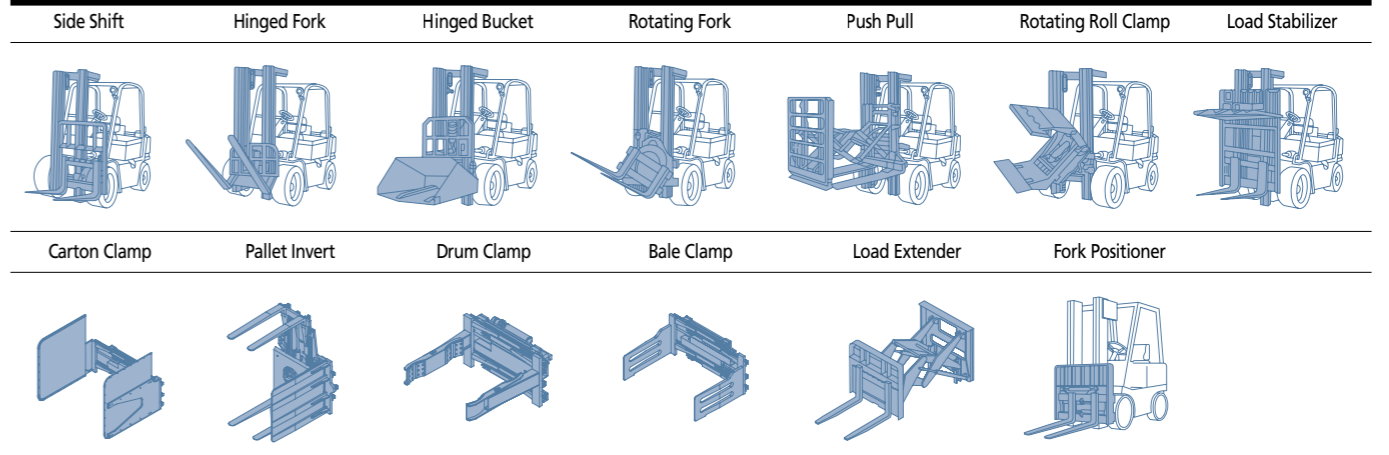
* TS-Mast : Wide Visible 3-Stage Full Free Lift Mast with 2 Free Lift Cylinders.

* Standard

Load Capacity



Various Attachments



Optional Items

- Fork(mm)
22/ 25BH-9 : 900, 1000, 1050(STD), 1200, 1350, 1500, 1650, 1800
30/ 35BH-9 : 900, 1050(STD), 1150, 1200, 1650, 1800, 1970, 2120, 2300, 2400
- Overshoe(mm)
22/ 25BH-9 : 1300, 1500, 1700, 1800
30/ 35BH-9 : 1500, 1700, 1800
- Integral Sideshift, Fork positioner, Integral Fork positioner with shift
- Tire : Solid(STD)/ Pneumatic / Non-marking
Wide tire[22/25/30BH-9 : Front tire (23x10-12)]
- Seat : Arm rest, Heat
- Finger Tip Control
- Cold Storage (for -30° cold working environments)
- M.C.V : 2-Spool (STD), 3-Spool, 4-Spool
- Auto Fork Leveling
- Beacon Lamp
- Weight Indicator
- Rear Work Lamp
- OPSS : Mast
- UL : ES, EE
- Cabin with heater
- Direction Switch on Lever
- Full LED Lamp